

Detecting Fake Job and Internship Announcements

Information you need to know to keep you, your colleagues, and students safe!



LAM FAMILY
COLLEGE *of* BUSINESS
SAN FRANCISCO STATE UNIVERSITY

Innovate Sustainably. Lead Responsibly.

You will learn...

- ▶ How to identify fake job and internship opportunities
- ▶ What to do and NOT to do when you receive one
- ▶ How to support students who fall victim to them

5 MAJOR CLUES Internship/ Job Opportunity emails are fake

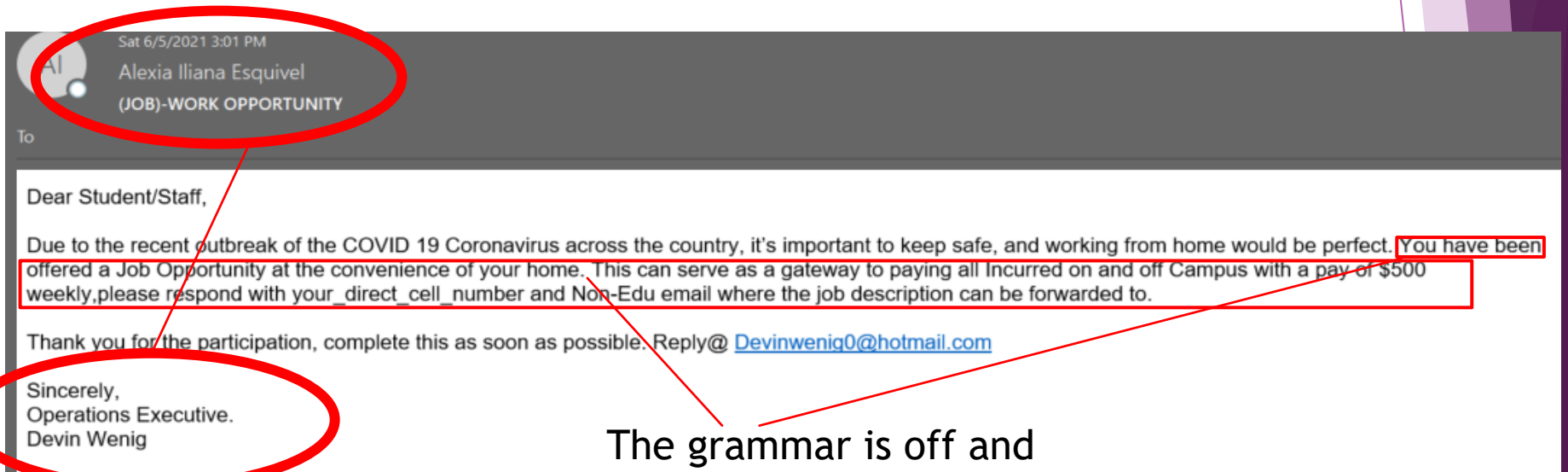
- ▶ If the sender of the email is not in the signature
- ▶ If the sender is an SFSU Student and the signature does not match, or there is no signature
- ▶ If the signature's email or the person you have to contact is not linked to a formal business. For example, if the sender is requesting someone to simply reply to an email address like Hotmail.com, yahoo.com, gmail.com.
- ▶ If the message offers money upfront and indicates the work is remote
- ▶ If the grammar and sentence structure is full of errors

Tips to Identify FAKE Job/ Internship Opportunities

- ▶ There are no links to a business
- ▶ The employer asks for NO resume or cover letter
- ▶ The posting seems vague, as in, no details about the job is provided
- ▶ They are asking for a bank name OR account, or requiring someone to send money orders
- ▶ They ask you to participate in an interview via chat or email only
- ▶ They hire you "immediately"
- ▶ They don't include contact information
- ▶ They send you money upfront via a check that the individual has to deposit into their account
- ▶ They ask you to provide confidential information
- ▶ Your "gut" says it doesn't seem right
- ▶ **When in doubt ask a professional, like your Career Center Counselor or Director**

[Check out Top 10 Job Scam Warning Signs by thebalancecareers.com](https://thebalancecareers.com/top-10-job-scam-warning-signs/)

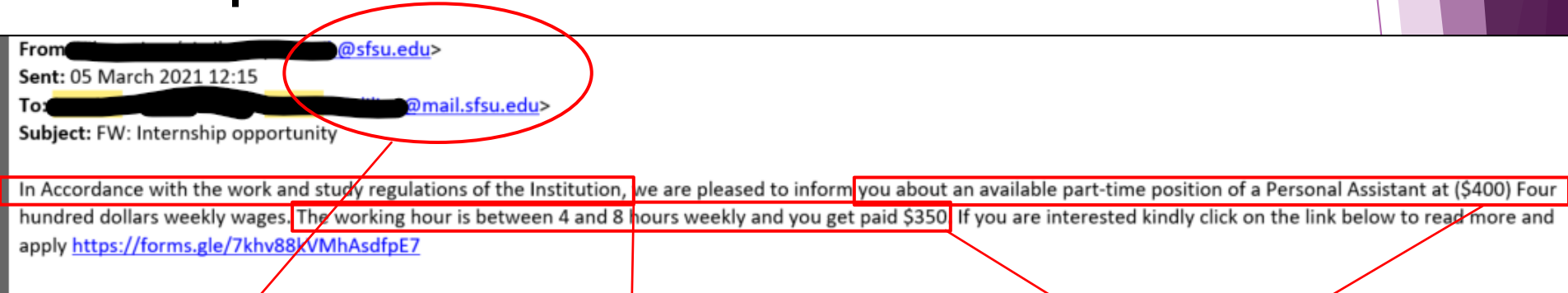
Example:



The sender and the signature do not match!

The grammar is off and the “Job Opportunity” has not been identified.

Example:



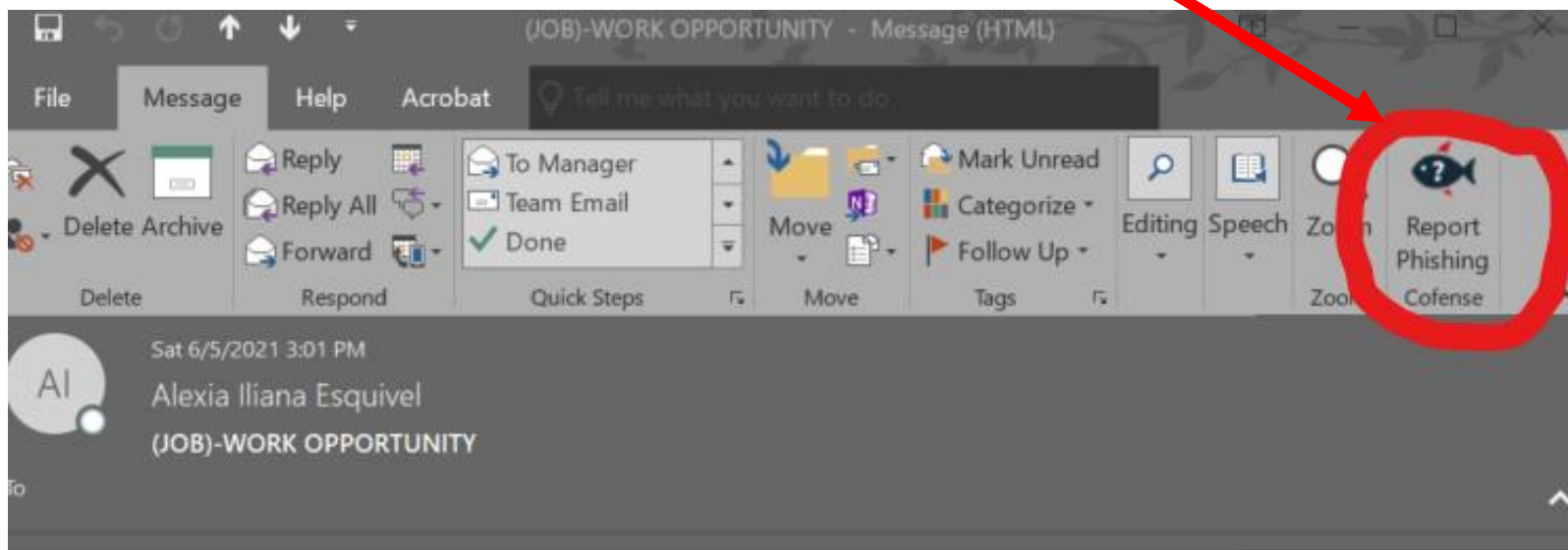
While the message appears to come from a legitimate source, the original “Internship Opportunity” was sent from a fraudulent sender.

The student is automatically offered money or a “stipend” without ever knowing what the sender wants.

SFSU will never send emails without identifying the sender, the exact regulations the email is referencing, and who the student should contact, links to the announcement, or other information about qualifications.



If the email is fake, click “Report Phishing”. If you’re using Outlook on your laptop or desktop, the icon appears on in your “Message” menu bar.



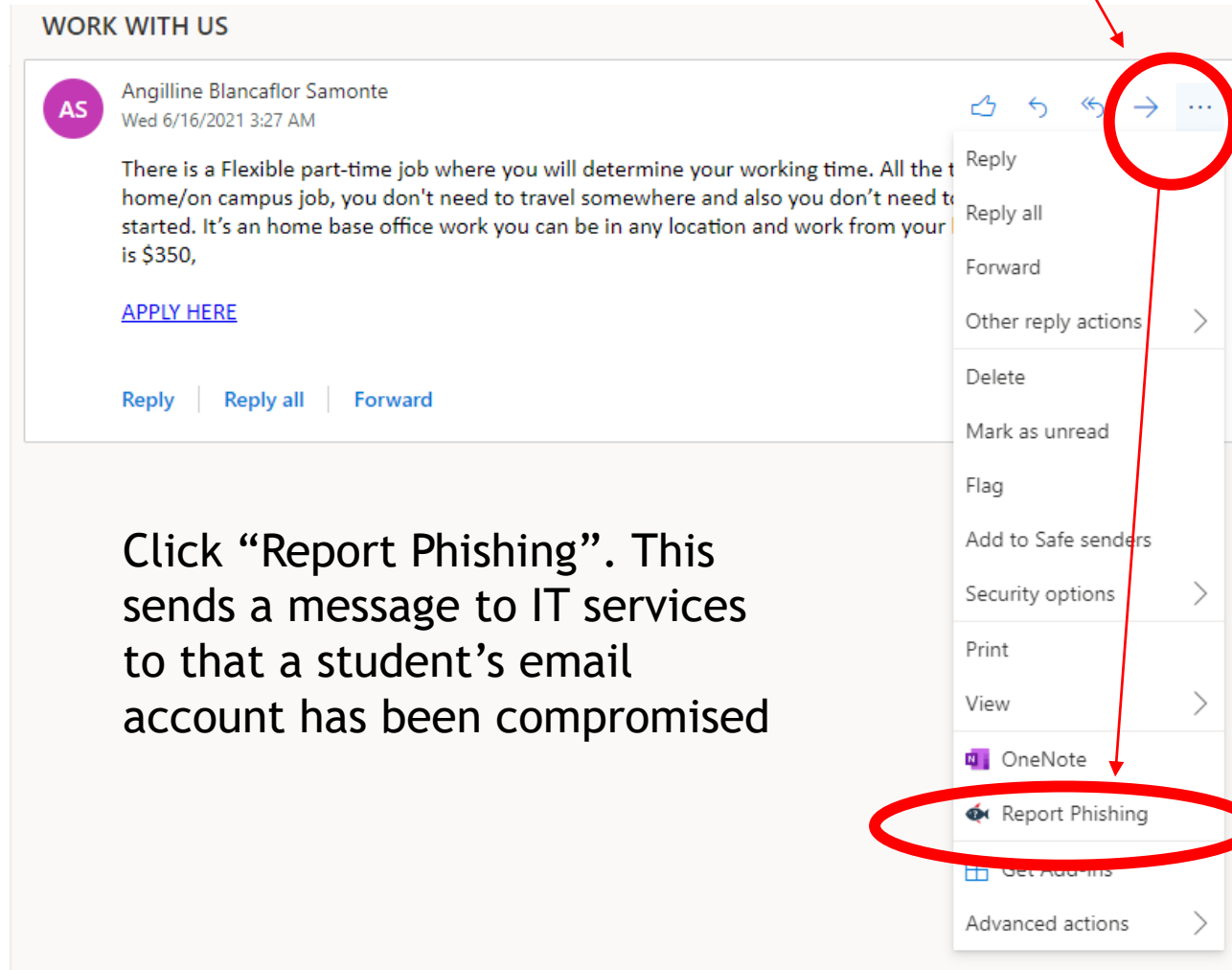
Dear Student/Staff,

Due to the recent outbreak of the COVID 19 Coronavirus across the country, it's important to keep safe, and working from home would be perfect. You have been offered a Job Opportunity at the convenience of your home. This can serve as a gateway to paying all Incurred on and off Campus with a pay of \$500 weekly, please respond with your_direct_cell_number and Non-Edu email where the job description can be forwarded to.

Thank you for the participation, complete this as soon as possible. Reply@ Devinwenig0@hotmail.com

Sincerely,
Operations Executive.
Devin Wenig

If you're using Outlook in your browser, click on the ellipsis in the message



The screenshot shows an email from Angiline Blancaflor Samonte (AS) dated Wed 6/16/2021 3:27 AM. The email content describes a flexible part-time job. Below the email, there are buttons for 'Reply', 'Reply all', and 'Forward'. To the right of the email, a context menu is open, showing various actions. The 'Report Phishing' option is highlighted with a red circle. A red arrow points from the ellipsis icon in the email header to the 'Report Phishing' option in the context menu.

WORK WITH US

AS Angiline Blancaflor Samonte
Wed 6/16/2021 3:27 AM

There is a Flexible part-time job where you will determine your working time. All the t
home/on campus job, you don't need to travel somewhere and also you don't need t
started. It's an home base office work you can be in any location and work from your
is \$350,

[APPLY HERE](#)

Reply | Reply all | Forward

Click "Report Phishing". This sends a message to IT services to that a student's email account has been compromised

Reply
Reply all
Forward
Other reply actions >
Delete
Mark as unread
Flag
Add to Safe senders
Security options >
Print
View >
OneNote
Report Phishing
Get Add-ins
Advanced actions >

What to do...

- ▶ If you're not sure and want to ask someone, take a screenshot of the message and send the image.
- ▶ If you learn that it is a fake, mark the message as Spam OR as a Phishing document/ email

What NOT to do...

- ▶ DO NOT forward, send, or attach the message and send to anyone

THANK YOU!

Contact information:

Michele Hagggar, M. Ed.

Director of Career Services and Professional Development

Lam Family College of Business

San Francisco State University

Email: mehagggar@sfsu.edu